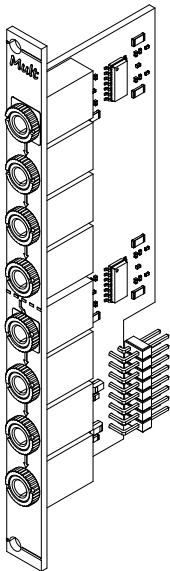


Slimline

Dual Buffered Multiple





1

2

3

4

5

6

7

8

INTRODUCTION

Thank you for purchasing the "Slimline Dual Buffered Multiple," a compact and versatile Eurorack-compatible synthesizer module designed to enhance your modular synthesis experience. With its slim 2HP width, this two-channel buffered multiple is an essential tool for precisely distributing signals within your modular setup. Whether you're aiming to replicate CV (Control Voltage) signals for pitch-perfect polyphony, or duplicate audio signals to feed multiple modules, the Slimline Dual Buffered Multiple ensures signal integrity and minimizes voltage drop across your patch. Its buffered outputs provide the reliability needed for consistent performance, making it an indispensable part of your Eurorack rig.

Welcome to a world of expanded connectivity and creative possibilities!

1 Chanel 1 Input

2 Chanel 1 Output 1

3 Chanel 1 Output 2

4 Chanel 1 Output 3

5 Chanel 2 Input
normalized to Chanel 1

6 Chanel 2 Output 1

7 Chanel 2 Output 2

8 Chanel 2 Output 3

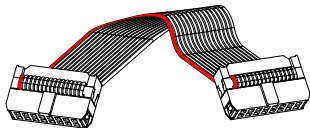
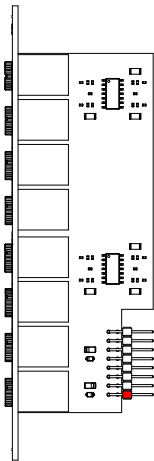
SPECIFICATIONS

| | | |
|-----------------------|----------|-----------------|
| Dimensions | Standard | Eurorack 3U |
| | Width | 2HP - 9.8mm |
| | Depth | 39mm |
| Current Draw | +12 Volt | 15mA |
| | -12 Volt | 15mA |
| | +5 Volt | not connected |
| Input Signals | Maximum | +/- 10 Volt |
| Output Signals | Maximum | +/- 10 Volt |
| Impedance | Input | 100 k Ω |
| | Output | 10 k Ω |
| Materials | PCB | FR4 RoHS |
| | Front | Aluminium 1.6mm |


Module designed and assembled in Germany

INSTALLATION

When installing or removing a module from your case always turn off the power to the case and disconnect the power cable. Failure to do so may result in serious injury or equipment damage. Ensure the 10-pin connector on the power cable is connected correctly to the module before proceeding. The red stripe on the cable must line up with the -12V pins on the module's power connector. The pins are indicated with the label -12V, a white stripe next to the connector, the words "red", or some combination of those indicators.



Art.-Nr. 10 100 10001 2



© 2024 by CatSynth
All rights reserved

CatSynth Dr. Zülch

Beethovenstr. 17
76689 Karlsdorf
GERMANY

| | |
|-------|--------------------------------------------------------|
| Phone | +49 7251 3227530 |
| Email | info@catsynth.de |
| Web | www.catsynth.de |